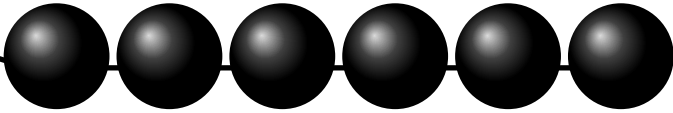


# torn at the seams: considering computational vernacular

**Michael Murtaugh**



Processing is a free, open source programming language and environment used by students, artists, designers, architects, researchers and hobbyists for learning, prototyping, and production. Processing is developed by artists and designers as an alternative to proprietary software tools in the same domain. The project integrates a programming language, development environment, and teaching methodology into a unified structure for learning and exploration.<sup>1</sup>

Teaching programming with free software to media design students for years, I've resisted Processing as it has always seemed to me to embody a particular kind of solipsism of digital interactivity and graphics that I want my students to avoid.

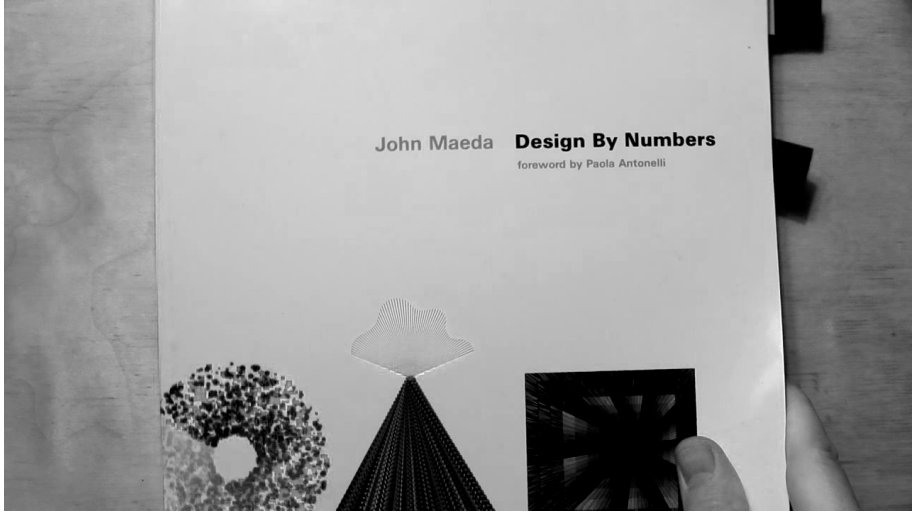
## Design by numbers

In the fall of 1996, John Maeda joined the MIT Media Lab to replace the recently deceased Muriel Cooper. Cooper was the first art director of the

---

<sup>1</sup> Casey Reas and Ben Fry, *Processing: A Programming Handbook for Visual Designers and Artists* (Cambridge: MIT Press, 2007), xxi-xxii.

MIT Press, producing influential designs such as a 1969 catalogue of the Bauhaus and the iconic MIT Press logo, a Bauhaus-inspired stylised graphical rendering of the letters “mitp.” Cooper started the Visible Language Workshop, later one of the founding groups of the MIT Media Lab, to research the intersection of publishing, design, and computation.



Our forefathers at the Bauhaus, Ulm, and many other key centers for design education around the world labored to create a sense of order and method to their teaching. Thanks to their trailblazing work, teaching at the university level gradually became accepted as a meaningful and constructive activity. A drawing board, small or large, became the stage for paper, pen, ink, and blade to interact in the disciplined activity that characterized the profession of visual design.<sup>2</sup>


Maeda created the Aesthetics and Computation Group, in part to continue Cooper’s research. Maeda developed (with students Tom White, Peter Cho, Ben Fry, and later Casey Reas among others) a software system called Design by Numbers (DBN).<sup>3</sup> It had extreme constraints such as a fixed 100 by 100 pixel size and monochrome-only graphics. The command set is similarly constrained with only two drawing commands for lines and points. Commands like “paper” and “pen,” controlling the grey value of background and foreground colours, invoke the materiality of a (pre-digital)

<sup>2</sup> John Maeda, *Design by Numbers* (Cambridge: MIT Press, 1999), 19.

<sup>3</sup> <https://dbn.media.mit.edu>

print practice. The accompanying print publication also had a square format.

When designing this system for learning basic computational media design, I intentionally limited the set of commands and constructs to a minimal number of possibilities. If I had given you drawing capability beyond a line or setting a dot, the examples could have been more exciting, but the point could not be made clearly because your attention would be drawn to the picture and not to the code.<sup>4</sup>




This valorization of “code” over picture is evident in the book spread where a digital image of a vase is presented along with its “code”: a sequence of “set” commands describing the image pixel by pixel. Though it’s possible that such an image might be produced in this way (discipline!) in practice such images are created by translating a digital photograph using one of a family of techniques known as “dithering” to produce a pixelated image with limited grey values. Here these tools and techniques are unmentioned, with expansive space given instead to the listing of numbers.

I remember sitting with a friend at his Commodore 64 in the 1980s typing lines and lines of “poke” commands with digital data from the pages of home computer magazines to reproduce simple games. These pages would typically use compact representations (like hexadecimal) and include things like “checksums” and bootstrap programs to help you correctly enter and verify the data you entered.

In the case of the DBN’s digital vase, the purpose does not seem to be

<sup>4</sup> Maeda. *Design by Numbers*, 144.



for someone to actually type the numbers in, but rather to fill the pages of a book that seems destined for the coffee table rather than a desktop. Similar to the fields of 1s and 0s still popular as backgrounds of book sleeves and PowerPoint slides to suggest “all things digital,” the presentation is gratuitous and misleading in terms of actual practice. Like an observer unfamiliar with Deaf culture confusing the hand gestures of finger spelling with the expressivity (and ambiguity) of actual sign language, the displays of 1s and 0s, or in this case of numeric coordinates and grey values, is a shorthand that refers to computational practices without actually participating in them.

The above is just one example of DBN’s lack of historicity. In 1999, the Sony PlayStation and access to the World Wide Web, for instance, were popular phenomena, yet the text seems remarkably devoid of any reference to specific tools or practices. Even Maeda’s invocations of historical figures like the Bauhaus and Paul Rand are vague, evoking a sort of nostalgic *Mad Men* universe with the creative young men (those future forefathers) at their drawing boards and a sense of “timeless design values” like a devotion to discipline and order.


At the end of the book Maeda responds to a critique apparently made to him by one of the students doing some of the programming of the DBN system itself. Recounting how a visit to a “university-level Java class for designers [...] teach[ing] the finer points of object-oriented programming and bit masking of 24-bit color values” made him feel “lost in all the gibberish,” he reasserts his pedagogical approach as an alignment with the

“simplification” that is the “constant goal” of programming.<sup>5</sup> Rather than trying to bridge the gulf between diverse practices, Maeda dismisses that which he doesn’t (care to) understand in the name of simplification.

# Processing

Processing was born as kind of fork or remake of DBN. Like DBN, Reas and Fry built Processing in Java, a desktop application that exists outside of the web but which can be used to publish sketches as “applets” embedded in a web page and published online. Reas and Fry added commands to work with colour and multiple output sizes, as well as commands to draw basic shapes like circles, rectangles, and triangles.

Processing sketches consist of (at least) two functions: *setup* which is invoked once and *draw* which is invoked continuously; the default frequency being the refresh rate of the computer’s display (typically 60 times per second). By using variables combined with input functions allowing access to the mouse and keyboard, graphics can be made dynamic and responsive to the user. In addition, graphics by default are rendered using a technique known as “anti-aliasing” to appear “smoother” and less pixelated.

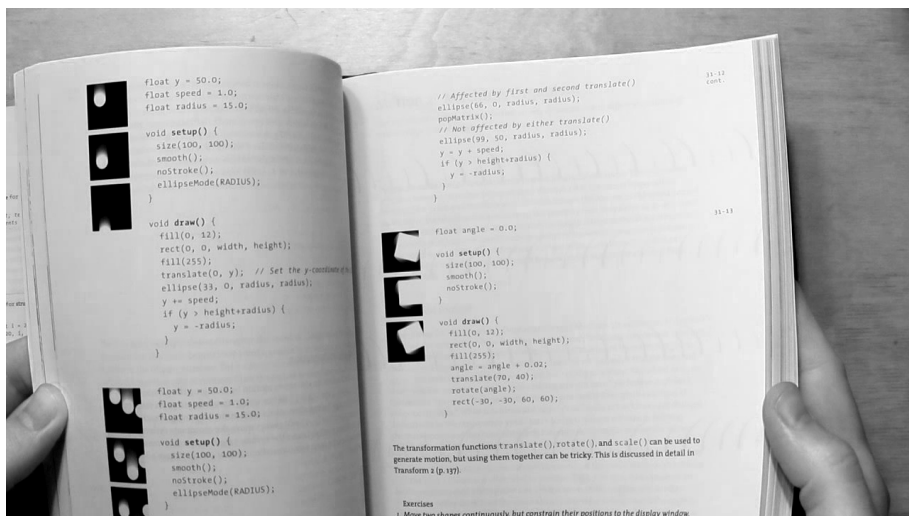


Most of the examples presented in this book have a minimal visual style. This represents not a limitation of the Processing soft-

<sup>5</sup> Maeda. *Design by Numbers*, 252.

ware, but rather a conscious decision by the authors to make the code for each example as brief and clear as possible. We hope the stark quality of the examples gives additional incentive to the reader to extend the programs to her or his own visual language.<sup>6</sup>

*Processing: A Programming Handbook for Visual Designers and Artists* was published in 2007 by the MIT Press, with Reas and Fry the authors, and a foreword by Maeda. The book comprises over 700 pages and is organised by topics like: colour, control, data, drawing, image, input, math, motion, structure, typography. The book follows the visual style of the DBN book, with small square (mostly) monochrome images accompanying concise listings of code.



Despite the claim of leaving space for others to bring their own “visual language,” and thus an implicit proposition of its own aesthetics as “neutral,” Processing embodies a very particular set of values and assumptions. The framework valorises smoothness and fluidity, which leads one to imagine interactivity as that which happens on the surface of a sketch, rather than say in the network, or among collaborators. The mechanism of the “draw loop” assumes that code runs in a negligible amount of time that is less than the refresh rate (and the default 1/60th of a second). This particular, again implicit, relationship with time places the programmer in an adversarial relation with the processor of the viewer’s computer and makes it all

<sup>6</sup> Casey Reas and Ben Fry, *Processing: A Programming Handbook for Visual Designers and Artists* (Cambridge: MIT Press, 2007), xxi-xxii.

too easy (certainly for novices) to produce code that makes the viewer's computer struggle and lag.



Unlike DBN, the *Processing* book contains extensive interviews with artists working with computational tools, mostly using a variety of tools outside of Processing like C++, PHP, and Flash. Despite the “minimalism” of the examples, the book’s subtitle claims relevance to a broad audience of “visual designers and artists.” The link to Processing is often unclear.

There’s a strange disconnect where a diversity of visual and computation practices are shown, such as sequential images to make animations, or cellular automata, but the only real link to Processing seems to be as a kind of universal “blank canvas” onto which all kinds of computational practices can be projected.

Another disconnect occurs when one crosses out of what the software makes simple. For example, while it’s very easy to make a sketch respond to mouse clicks, responding to a mouse click on a specific shape suddenly involves using Java classes and adding code “hooks” to your draw loop to make sure the pieces work together. While this kind of code is not itself so unusual, the transition is really abrupt because the core abstractions are so simplified: there is no bridge.

Still another disconnect involves processing sketches when published online. Web pages have structures for text layout and content flow, and structural elements (like checkboxes and links) that inherently respond to mouse clicks. There is a built-in standard mechanism (the so-called DOM or document object model) to further customise these behaviors. Process-

ing sketches, even situated in a web page, don't participate or give access to this model, nor does the framework offer the possibility of using alternative graphical elements like scalable vector graphics (SVG).<sup>7</sup>

## Software structures

In 2004, Reas co-developed an exhibition at the Whitney Museum called *Software Structures*. Invoking Sol LeWitt's wall drawings as an inspiration, the project presents a series of abstract rules (or software structures) for the production of an image, including rules from LeWitt. The rules were then implemented using a variety of "materials": Processing, Flash MX, and C++.

A benefit of working with software structures instead of programming languages is that it places the work outside the current technological framework, which is continually becoming obsolete. Because a software structure is independent from a specific technology, it is possible to continually create manifestations of any software structure with current technology to avoid retrograde associations.<sup>8</sup>

In 2016, the Whitney published a "restored" version of *Software Structures*.<sup>9</sup> As technologies like Java and Flash had then for reasons both technical and commercial fallen out of popular use on the web, the new version featured many of the Processing sketches adapted by Reas to use p5.js, a recent rewrite of Processing in Javascript made by artist Lauren Lee McCarthy.<sup>10</sup>

Despite the project's earlier stated interest in exploring diverse "materialities," it is telling that rather than considering the older processing implementations as a different material and presenting screenshots of them as was done for the Flash and C++ examples, the "restoration" maintains the

---

<sup>7</sup> A web standard, SVG is more integrated into the DOM than Java applets (in classic Processing) or the canvas element (see p5.js) are.

<sup>8</sup> Casey Reas, "Software Structures: A text about Software & Art," *Software Structures*, Whitney Museum website, 2004, <https://artport.whitney.org/commissions/softwarestructures/text.html#structure>. Accessed October 28, 2021.

<sup>9</sup> <https://whitney.org/exhibitions/software-structures>

<sup>10</sup> Despite the seeming similarity of names, Java and Javascript are two completely independent and quite different programming languages. Adapting software from one to the other is not trivial. In making the adaptation McCarthy claims "diversity and inclusion as core values upon which the software is built." See: <https://lauren-mccarthy.com/p5-js> and <https://p5js.org/>. However, most of the limitations I talk about here still apply to sketches made with the current version of p5.js.



illusion of a “permanence” to the processing sketches, placing them closer to those imagined “software structures” than to “retrograde” technologies like Java or an out-dated browser. In addition the “adaptation” elides the work of the development and subsequent implementation of the then recently standardised canvas element,<sup>11</sup> as well as that of the creation of the p5.js library.

## ImageMagick

In 2007, I attended a book launch of *Processing: A Programming Handbook for Visual Designers and Artists*. Earlier in the day, I had bought another technical book, *ImageMagick Tricks: Web Image Effects from the Command Line and PHP*, by Sohail Salehi.<sup>12</sup> While waiting for the presentation to begin, I met Casey Reas at the back of the room. He was curious about the book I had with me and looked briefly at it. He had never heard of ImageMagick.



ImageMagick started with a request from my DuPont supervisor, Dr. David Pensak, to display computer-generated images on a monitor only capable of showing 256 unique colors simultaneously. In 1987, monitors that could display 24-bit true color im-

<sup>11</sup> <https://html.spec.whatwg.org/multipage/canvas.html#the-canvas-element>

<sup>12</sup> Sohail Salehi, *ImageMagick Tricks: Web Image Effects from the Command Line and PHP* (Birmingham: Packt Publishing, 2006).

ages were rare and quite expensive. There were a plethora of chemists and biologists at DuPont, but very few computer scientists to confer with. Instead, I turned to Usenet for help, and posted a request for an algorithm to reduce 24-bit images to 256 colors. Paul Raveling of the USC Information Sciences Institute responded, with not only a solution, but one that was already in source code and available from USC's FTP [file transfer protocol] site. Over the course of the next few years, I had frequent opportunities to get help with other vexing computer science problems I encountered in the course of doing my job at DuPont. Eventually I felt compelled to give thanks for the help I received from the knowledgeable folks on Usenet. I decided to freely release the image processing tools I developed to the world so that others could benefit from my efforts.<sup>13</sup>


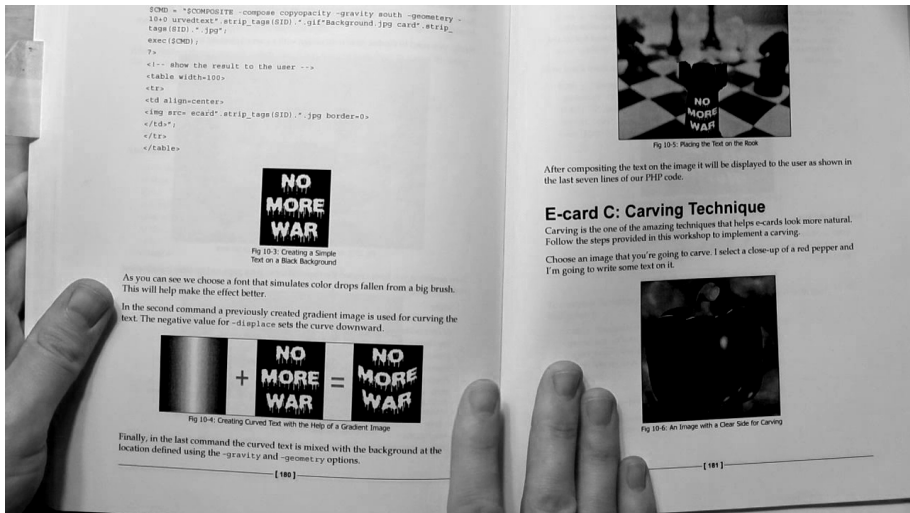
ImageMagick, first released in 1990, is a popular free software tool that's often referred to as a Swiss Army knife due to its ability to convert between hundreds of different image formats, and for the many built-in features to filter, manipulate, and generate images. Thanks to the software being "not chemically or biologically based," Cristy was able to release ImageMagick as free software (echoing the way the UNIX operating system became free software due to its marginality to the interests of Bell Labs). The software is full of particularities. For instance, there are a number of built-in images, including a wizard (the mascot of the software) seated at a drawing table contemplating an image of the Mona Lisa.

ImageMagick is a command line tool, designed to be used via textual commands. The typical usage of ImageMagick is to take one image as input, applying one or more transformations to it, and output a new image. In this way the tool can be used repeatedly in so-called "pipelines," or otherwise composed together in structures called (shell) scripts. In these scripts, ImageMagick commands can be mixed with other commands from any software installed on the user's computer that also provides a command line interface.

Salehi's book directly reflects the structure of ImageMagick, with chapters organised around various incorporated "tools": convert, mogrify, composite, montage, identify, display, conjure. The examples are practical: creating logos, or adding captions or a border to an image. One example renders the word "Candy" with colourful stripes. Another series of examples duplicates and inverts the image and text of classical Persian poet

---

<sup>13</sup> John Cristy, "History," ImageMagick website. Retrieved from Internet Archive, October 28, 2021, <https://web.archive.org/web/20161029234747/http://www.imagemagick.org/script/history.php>.




Hafez to create a kind of playing card. Another example uses ImageMagick in conjunction with PHP and HTML to produce an online “e-card maker”: a sequence of commands is demonstrated to render the text “No More War” (in a dripping paint font), deform it, and project it onto the side of a chess piece.

In another extended example, a flag is constructed in steps. Rather than approaching the project as drawing geometric forms on a canvas, Salehi uses the diversity of ImageMagick’s manipulations, performing a

series of commands whose textual names invoke a sense of physical construction: blocks of colour are skewed, sheared, cropped, flipped, flopped, and finally spliced (with “gravity” set to center). The approach creates a number of intermediate images, thus creating the digital equivalents of “cuttings” or leftover materials in the process.

By modifying the first step to use an image, <sup>14</sup> I produced the following (intermediate) results:



## Constructivism and the bricoleur


In the 1920s, Russian avant-gardist El Lissitzky moved to Berlin and produced work that was highly influential to the then-nascent Bauhaus. In 1923, Lissitzky illustrated a publication of poems by friend Vladimir Mayakovsky. In it he created graphical forms by mixing typographic elements with geometric forms created by (mis-)using spacing or “blind” elements, typically used to create negative/unprinted space between lines of type, as positives producing geometric forms. This style, sometimes called constructivism, was part of an effort to make a radical break from traditional styles of typographic layout and illustration using the means then available for print. The book is notable for its interactivity via iconic tabbed pages.

Constructivism is also the name given to the pedagogic project associated with Seymour Papert. In the 1970s, Papert co-developed a pedagogy for teaching children mathematics and programming based on the LOGO programming language. Part of the system was a virtual robotic turtle that could be programmed to draw figures. The system, known as Turtle graphics, had commands that directly addressed the “turtle” to draw shapes while moving: forward, turn left, turn right, pen up, pen down.

The process reminds one of tinkering: learning consists of build-

---

<sup>14</sup> Image: [https://commons.wikimedia.org/wiki/File:Boris\\_Johnson\\_official\\_portrait\\_\(cropped\).jpg](https://commons.wikimedia.org/wiki/File:Boris_Johnson_official_portrait_(cropped).jpg), Ben Shread / Cabinet Office, UK Open Government Licence v3.0 (OGL v.3)



*For the Voice*, book designed by El Lissitzky. Image from the archive of Guttorm Guttormsgaard. Used with permission. <https://arkiv.guttormsgaardsarkiv.no/node/19/item/39>

ing up a set of materials and tools that one can handle and manipulate. Perhaps most central of all, it is a process of working with what you've got. .... This is a science of the concrete, where the relationships between natural objects in all their combinations and recombinations provide a conceptual vocabulary for building scientific theories. Here I am suggesting that in the most fundamental sense, we, as learners, are all *bricoleurs*.<sup>15</sup>

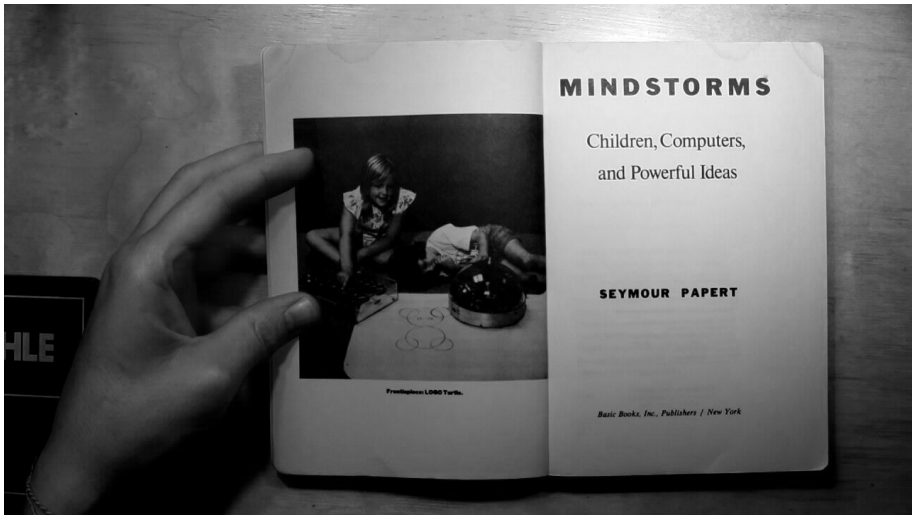
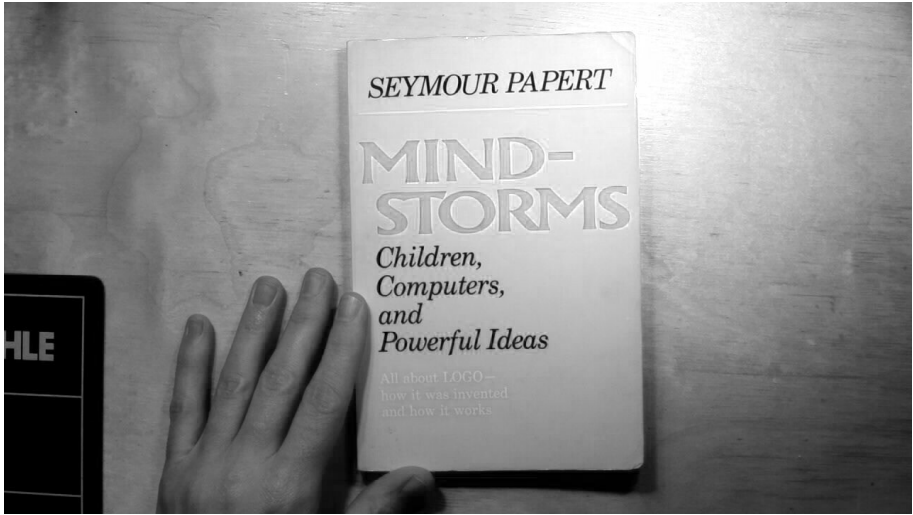
Papert described the pedagogic project of LOGO in book titled *Mindstorms*. In a key example, Papert describes how students can be taught about circles by imagining (or better yet themselves enacting) the turtle repeatedly performing the sequence “go forward a little, turn a little.” He contrasts this with the formal equation of a circle ( $x^2 + y^2 = r^2$ ) typically taught in an elementary school geometry class.<sup>16</sup>

TO CIRCLE REPEAT [FORWARD 1 RIGHT 1]

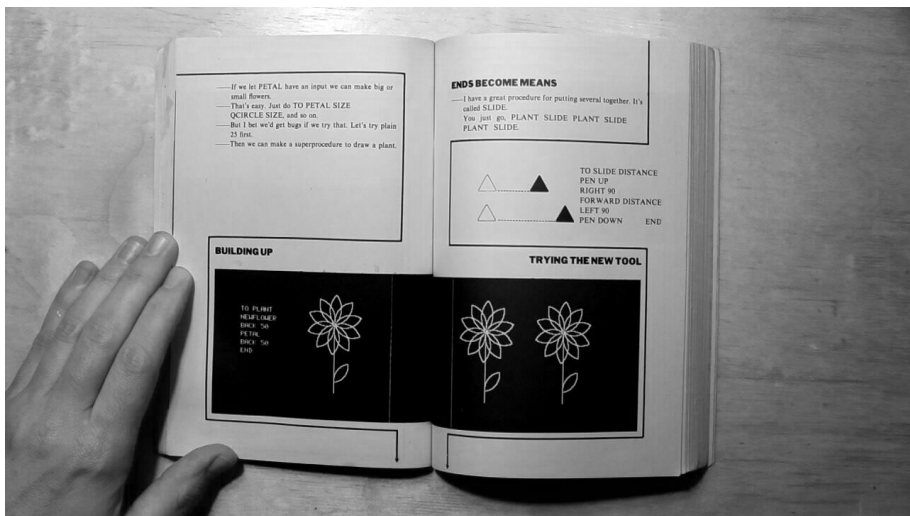

In a powerful central visual sequence, *Mindstorms* presents a series of illustrations showing the screen output of code alongside a running dialogue. The conversation starts with a proposition to draw a flower like one

<sup>15</sup> Seymour Papert, *Mindstorms: Children, Computers, and Powerful Ideas* (Cambridge: MIT Press, 1980), 173.

<sup>16</sup> Papert, *Mindstorms*, 173.



sketched on paper. First they consider what programs they might already have to make use of, in this case they have a procedure to draw a quarter circle. Through a series of steps, mistakes are made, plans are adjusted and retried, and happy accidents lead to discoveries (it's a bird!). In the process the "ends become means" and a new tool is put to use to create a garden, and then, incorporating the "bug," a flock of flying birds. In Belgium, where I live "brico" is the French language equivalent to "DIY" and is often used in a derogatory sense to indicate that something is made



in an amateurish way. Papert is borrowing the term from Claude Lévi-Strauss, who first used the term in an anthropological context hypothesising how “universal” knowledge might form from myth and fragmentary cultural knowledge.<sup>17</sup>

For Papert, bricolage exhibits a quality whereby informal methods not only appeal to “common sense” but also engage more profoundly with the

<sup>17</sup> Claude Lévi-Strauss, “The Science of the Concrete,” in *The Savage Mind* (Chicago: University of Chicago Press, 1966), Chapter 1.

materiality of the subject than would a formal approach. In the case of the circle, the “turtle” method is not only a way for the student to imagine the problem physically, it also relates to methods of differential calculus, something the algebraic formulation misses completely. In hacker circles, bricolage is evident in an approach of embracing “glue code” and “duct tape” methods, like the pipeline, that allow different systems to be “hacked” together to do useful (new) things.

## Misplaced concretism and a feminist method

Alfred North Whitehead, writing on the sciences, established an influential idea of a “fallacy of misplaced concreteness.” The idea is that making abstractions, such as what happens when a particular phenomenon is named, is a simplification that works by suppressing “what appear to be irrelevant details.”<sup>18</sup> In *Media Ecologies*, Matthew Fuller extends this thinking to consider technical standards as “a material instantiation” of Whitehead’s misplaced concreteness, and considers how technical devices through a process of *objectification* “expect in advance the results that they obtain.”<sup>19</sup>

Susan Leigh Star takes Whitehead’s “misplaced concretism” and proposes a feminist methodology specific to information technology.<sup>20</sup> Her essay develops the idea of “standards” as one type of “boundary object,” which she describes as:

[...] those scientific objects which both inhabit several communities of practice and satisfy the information requirements of each of them. Boundary objects are thus objects which are both plastic enough to adapt to local need and common identity across sites.<sup>21</sup>

She cites Donna Haraway, who wonders in *A Cyborg Manifesto*:

---

<sup>18</sup> Alfred North Whitehead, *Science and the Modern World* (New York: Free Press, 1967), retrieved from Internet Archive, October 28, 2021, <https://archive.org/details/sciencemodernwor00alfr/page/52/mode/2up>.

<sup>19</sup> Matthew Fuller, *Media Ecologies* (Cambridge: MIT Press, 2005), 127, 104.

<sup>20</sup> Susan Leigh Star, “Misplaced Concretism and Concrete Situations: Feminism, Method, and Information Technology” (1994), in *Boundary Objects and Beyond: Working with Leigh Star*, ed. Geoffrey C. Bowker et al. (Cambridge: MIT Press, 2016), 143–168.

<sup>21</sup> Leigh Star, “Misplaced Concretism and Concrete Situations,” 157.



How do I then act the bricoleur that we've all learned to be in various ways, without being a colonizer.... How do you keep foregrounded the ironic and iffy things you're doing and still do them seriously [...] <sup>22</sup>

Star draws on a tradition of diverse feminist thinking through the “articulation of multiplicity, contradiction, and partiality, while standing in a politically situated, moral collective” to synthesise and propose what she calls the important attributes of a feminist method:

- experiential and collective basis;
- processual nature;
- honouring contradiction and partialness;
- situated historicity with great attention to detail and specificity;
- the simultaneous application of all of these points. <sup>23</sup>

As a teacher, I enjoy using ImageMagick, and other tools like it, in my teaching as it embodies collectivity from its origins: as a way to give back to a community sharing code over Usenet; through its continued development by multiple authors; and its relation to the larger free software community as an invaluable toolbox for extremely diverse practices. I find the experiential in ImageMagick's highly flexible command line interface itself also an example of honouring contradiction and partialness, with often more than one way to express the same transformation. The processual is implicit in its construction as a tool of transformation, encouraging an exploratory, iterative approach to composing transformations to arrive at a desired outcome, often leading to misuse and errors that can be happy accidents and lead one to reconsider one's goals. Finally, in its extreme support of hundreds of different formats, ImageMagick's use often leads to the discovery and exploration of diverse image formats, each with related practices and histories.

In contrast, as a pedagogic project, I find Processing actively uninterested in its own underlying materiality, aspiring instead to a kind of disembodied and bland universality. Students are encouraged to explore the “world at large” by adding additional layers of technology in the form of sensors, rather than considering all the ways the technologies they use are *already engaged with the world*. The project's “neutral” aesthetics, while dimly echoing a once-radical Bauhaus aesthetic, ignore the larger peda-

---

<sup>22</sup> Donna Haraway, “A Cyborg Manifesto,” in *Simians, Cyborgs, and Women: The Reinvention of Nature* (New York: Routledge, 1991), quoted in Leigh Star, “Misplaced Concretism and Concrete Situations,” 148.

<sup>23</sup> Leigh Star, “Misplaced Concretism and Concrete Situations, 148–149.

gogic program of the historical Bauhaus's engagement and experimentation with the materials of its contemporary, technical production.

A concatenation of operations of misplaced concreteness thus allow the gaps, overlaps, and voids in the interrelated capacities of such systems to construct a more "accurate" account of its own operations.<sup>24</sup>

Combining Fuller's recipe for critical media engagement and Leigh Star's feminist methods suggests what could be called a vernacular approach to teaching with computational tools that:

- rejects the illusory construction of an isolated artist sitting at a blank canvas creating works from scratch, but rather sees coding practices as situated, social and collective;
- rejects the fantasy of negligible time or unlimited storage, working instead within the constraints of resources at hand;
- supports conversational approaches where work is produced in steps producing intermediate results;
- embraces unexpected outcomes as a way of discovering new methods;
- does not isolate or reject specialised knowledge but rather builds bridges to allow different kinds of knowledge to interoperate, aiding learners in eventually exploring adjacencies;
- is suspicious of minimalism and simplifications and considers how such reductions embody particular values which one might want to oppose or do otherwise;
- embraces the materiality and historicity of computation;
- rejects the false neutrality of the seamless universal design solution, instead tearing open seams, proudly displaying glitches and gaps;
- embraces tips and tricks of specific tools, in specific contexts;
- rejects a notion of digital art as the reproduction of surfaces, and instead situates itself within the contingencies of existing systems, working with technology as boundary objects as a means of bridging diverse communities of practice.

---

<sup>24</sup> Fuller, *Media Ecologies*, 104.